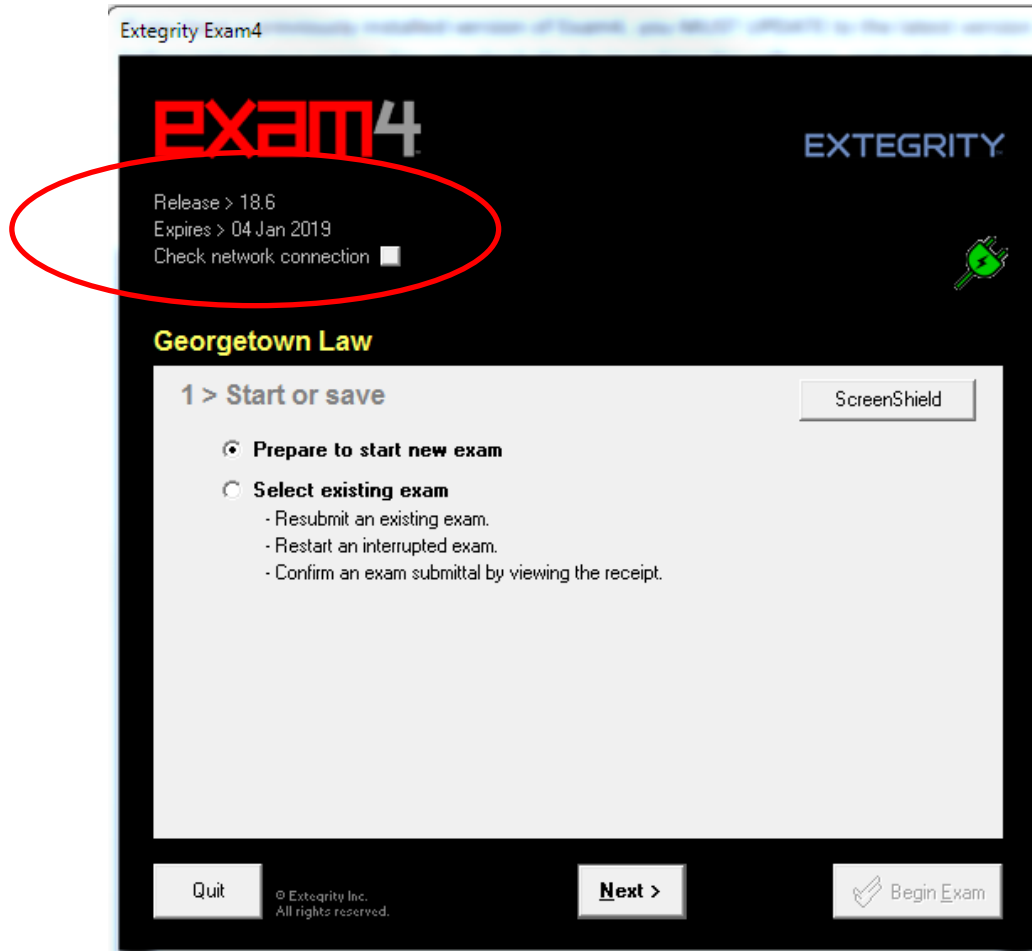


How to Re-install Exam4 Software

1. Check your existing EXAM4 software's Expiration Date. You can check this by launching the software and looking at the date next to the "Expires" field. If the expiration date is passed on the software, you need to download the latest copy of the software and re-install. You do not need to un-install the expired software.



2. To install latest software go to [Exam4 Software Download Page \(https://www.exam4.com/org/1521\)](https://www.exam4.com/org/1521), and download the software that applies to your OS.

exam4 Georgetown Law
Fall 2018

Find Institution
Search...

LAW SCHOOLS
BAR EXAMS

Information
WHAT IS EXAM4?
SUPPORT
LICENSING

To download Exam4, please register using the form below.

Already registered for this term? [Skip to download](#) →

* All fields are required

First Name
[Text Field]

Last Name
[Text Field]

Class Year
[Dropdown Menu]

Email Address
[Text Field]

Confirm Email Address
[Text Field]

Operating System
OS not showing up? [See if it's supported.](#)

- Windows 10
- Windows 8.1
- Windows 8
- Windows 7
- macOS 10.14 Mojave
- macOS 10.13 High Sierra
- macOS 10.12 Sierra
- Mac OS X 10.11 El Capitan
- Mac OS X 10.10 Yosemite

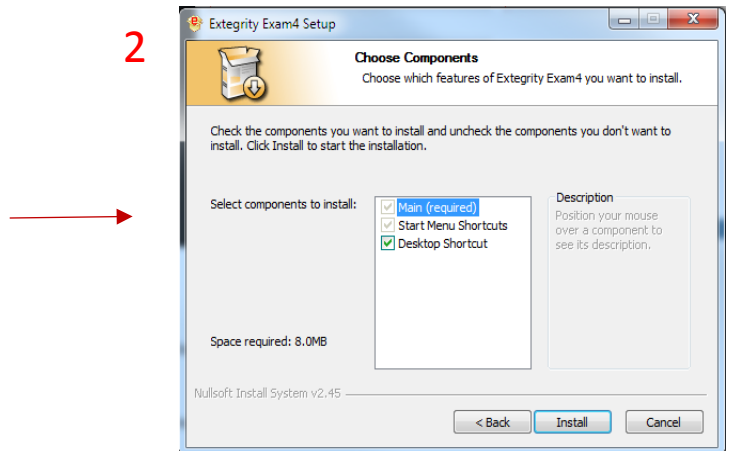
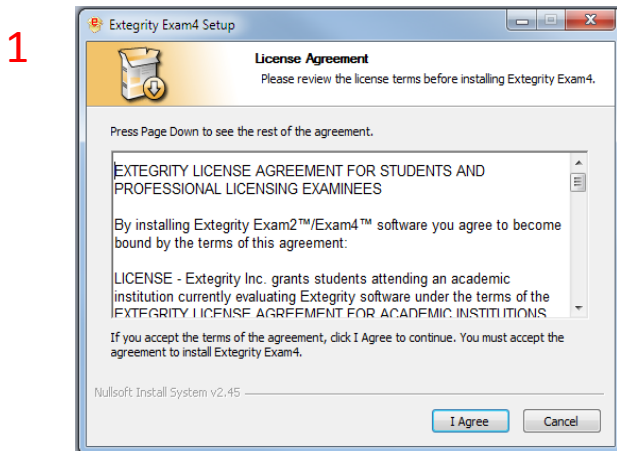
Takehome Exams
[Click here for a list of available takehome exams](#) →

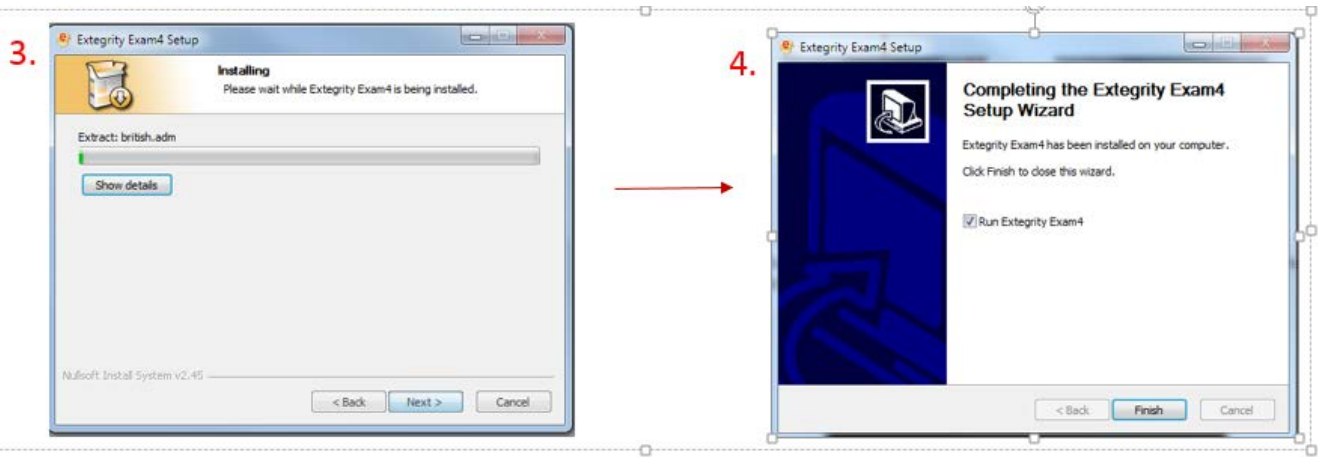
Have you downloaded Exam4 already?
If not, please download it below before continuing.

Submit & Proceed to Download

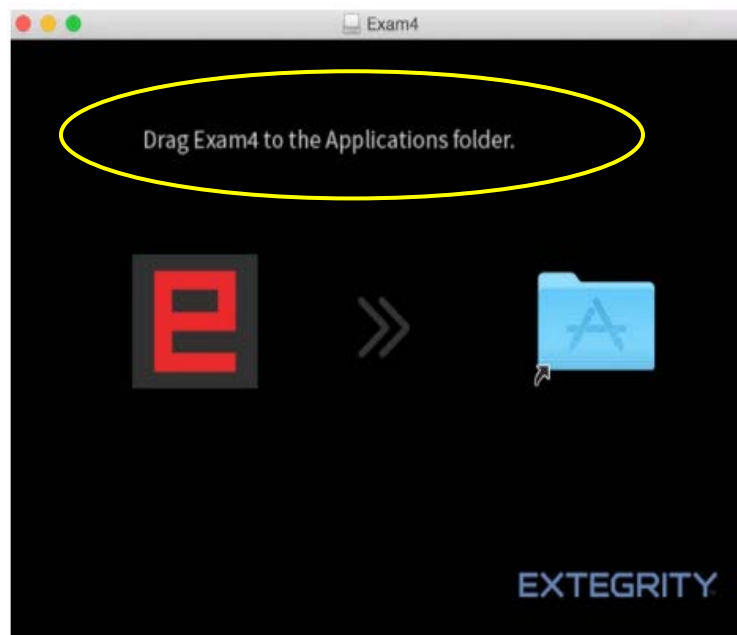
3. Run the downloaded executable file, follow the screens to complete installation

a. Windows Installation

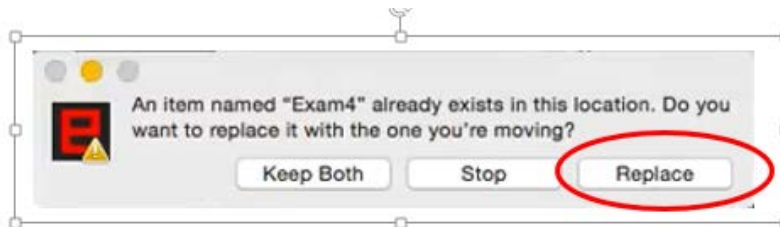




b. Mac Installation



- i. If prompted click "replace" button to overwrite the existing installation.



4. After installation, open the Exam4 application and navigate to screen 1 and ensure that it is the current software installed by checking the expiration date.



End